

Greetings friends! I hope this newsletter finds you all doing well. In this edition of the newsletter, I am going to provide you with some useful information to help you get the most out of your lessons. I will also discuss where your tuition money goes, and the importance of quality practice time. You've all been doing very well this year, and I hope you are enjoying your lessons.

Did you know that the Studio website is optimized for viewing on a mobile device? This means you can show off your Studio when friends ask about it. Keep this in mind as we continue to move forward. Keep up the great work, and keep practicing!

♪ Sean

Secrets of the Metronome: Why we use them

Rhythm is one of those things that is tricky for many students. That's where the metronome comes in. It is designed to help you practice playing even, steady rhythms at slower tempos and then gradually increase tempo as you gain higher levels of proficiency.

Here is the big secret:

If you cannot play steady and perfect rhythms with a metronome, you won't be able to play with a

recording, or even another musician. This is why we practice. You shouldn't expect it to be easy from the start, but I HIGHLY recommend all students invest a few dollars in a good metronome. Keep this in mind as you practice – you will learn faster if you practice slow at first and then increase tempo. We begin to learn to play rhythmically from day one, and the rhythmic patterns you learn increase in difficulty as you get better as a musician.

Where does all my tuition money go?

The tuition paid by students every month covers much more than just the thirty minute lesson. It also covers preparation time and expenses for instructional materials, printing costs, office supplies and Studio expenses, incentives for students, bookkeeping, trips to local music shops, your instructor's training and professional development, professional organization memberships maintained by the instructor, taxes,

newsletters, travel expenses and vehicle maintenance, business license fees, website design and fees, Studio promotional items and advertising.

They say that time is money, and in the case of a music studio, it is really true. All these things make it possible to provide quality lessons for all students. Rates and fees are kept as low as possible to keep them affordable and competitive.

In This Issue:

- ♪ *Metronome Secrets*
- ♪ *Tuition Explained*
- ♪ *Services*
- ♪ *Fall Workshop '13*
- ♪ *PayPal Discount*
- ♪ *Playing In Public*



If you have one of these business cards, please be aware that most of the information on them has since changed. Please discard them if you have any left. New updated cards will be available by the end of the month.

String changing/replacement & tuning services



The Studio offers string changes for a nominal fee. *This fee includes the cost of strings and the service of changing the strings.* During the course of their study, students learn how to replace these themselves, but only once they've gained a decent level of proficiency in tuning the instrument.

Properly tuning your guitar is VERY important. You should be using an electronic tuner or CD to train your ear to listen as you tune up. Advanced students should be using pitch pipes.

Remember: The only way to get better is to practice!

Newsletters are sent throughout the year to students of the Studio, early supporters, and Studio donors. Past issues appear on the website several weeks after they are circulated. Offer to make a donation today to help support the Studio and get every newsletter when it is circulated!



The "Beginner Guitar Workshop" offered again at the Venango College this month

The Venango College here in Oil City was offering another unique opportunity for area residents to come out and learn to play guitar. It was the second workshop we have offered and we have already scheduled the next one!

* Venango College is not directly affiliated with the Studio.

Follow us:
[@SeanCareyMusic](https://twitter.com/SeanCareyMusic)




@ Sean Carey Music

Dear students,

Keep up the great work with your guitar lessons! I'm so proud of you!

~ Sean



Studio	Experience	Services & Rates	Testimonials	Events	Newsletter	Contact
--------	------------	------------------	--------------	--------	------------	---------



Welcome to the Studio!

The Studio website has a new look! If you haven't been to the new site, stop by and check it out! There are plans in the works for future instructional and performance videos, master classes, recitals, lesson forum, and other very exciting web content! Don't miss out... sometimes you can get discounts on tuition that are only available on the website.

SEND YOUR TESTIMONIALS

Did you know that "word of mouth" is one of the most powerful tools we have to promote this Studio?

Prospective students want to hear your feedback!

Send a few sentences about your experiences along with a photo to:

sean@seancareymusic.net


Mention your permission to use the photo in your email.

Thank you!

~Sean

Christmas is coming!

Replace that old, beat up gear and make an investment in something you will use every week! Pitch pipes, tuners, strings, metronomes, polish cloths, cables, and picks are great ideas for stocking stuffers or even as a gift for yourself.



HPO13

Clip this ad and give it to a friend!
You will both receive a \$5 discount*
on your next month's tuition!

Visit seancareymusic.net for more info.

*Must present ad when tuition is paid.
Halloween Promotion Offer expires Nov. 30, 2013.

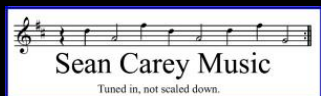
Sean Carey Music

Oil City
Franklin
Titusville

(814) 499-2250

E-Mail Sean:

sean@seancareymusic.net



Visit the webpage at:

seancareymusic.net



Sean Carey Music
213 Central Ave
Oil City, PA 16301

Do you purchase your supplies online? Read this!

If you shop for music supplies online, you probably know of PayPal and how it works. The next time you are online, tell your friends that the Studio is offering Skype lessons that are paid via PayPal.



Playing in public: How to get over those nerves

Performing in front of people can be difficult for some folks to get used to. There are many things you can do to help get over the jitters, though! Try these helpful tips:

1. **Play around family and friends.** These people are far less likely to be critical of your growth as a student. When you have company, invite them to play your instrument, then play a bit yourself.
2. **Pick a few songs you play the best, and commit them to memory.** When you perform from memory, you focus on recalling the song more than when you use printed materials. You'll forget the audience is listening as you focus on your music. You should have at least three songs you can play perfectly at any time.
3. **Build confidence!** If you think you aren't practicing enough, you're probably right. Don't cheat yourself by practicing too little. You will only get better if you practice. You will start to build the confidence in yourself that you need to overcome stage fright.
4. **Go to concerts.** It is important to attend concerts and music events so you can see how other musicians carry themselves on stage. **Bonus:** You may learn something if you watch closely!

